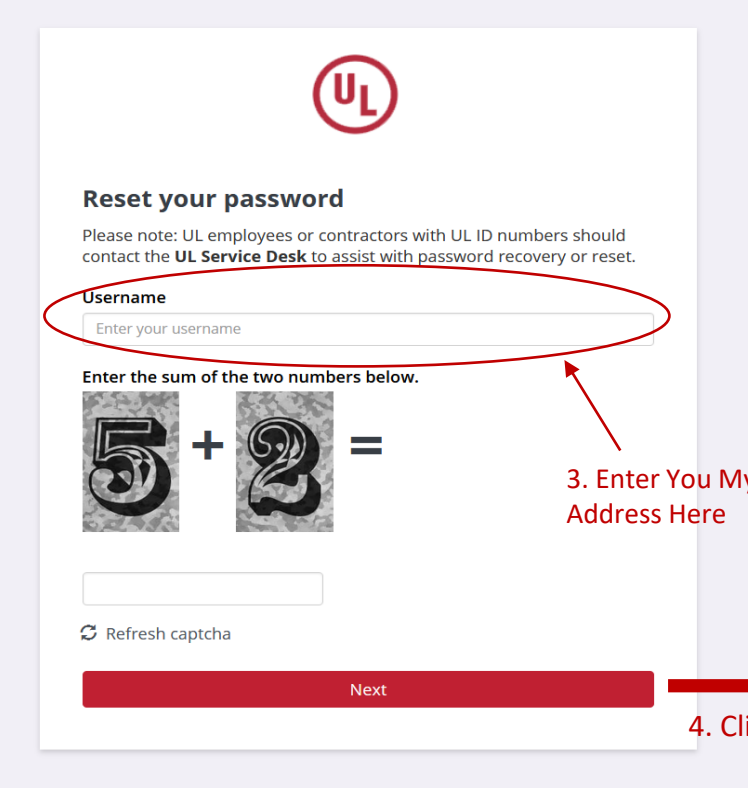
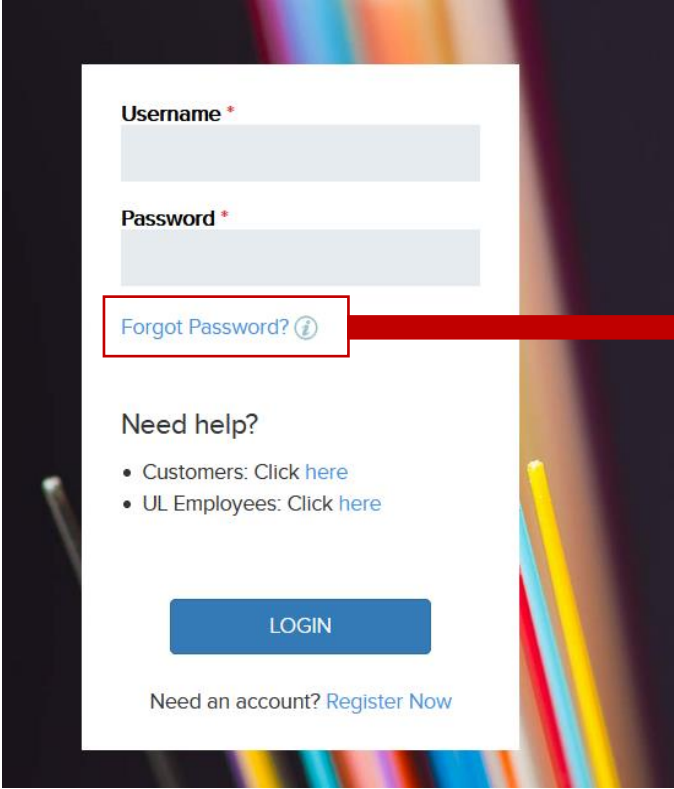


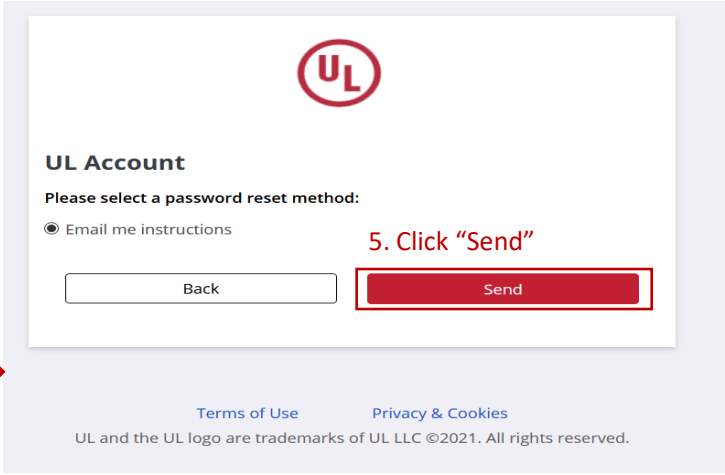
Reset Password Process:-

- 1. Launch application URL : <https://fireandsecurityservices.ul.com/>
- 2. Click on "Forgot Password?"



3. Enter You MyHome Email Address Here

4. Click "Next"

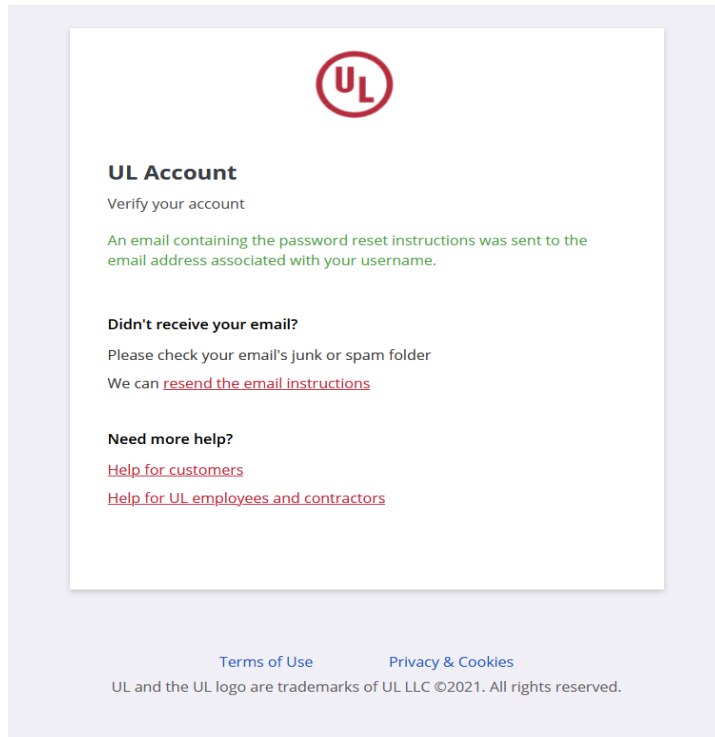


5. Click "Send"

6. An email will be sent to you with the instruction to reset password

Reset Password Process:-

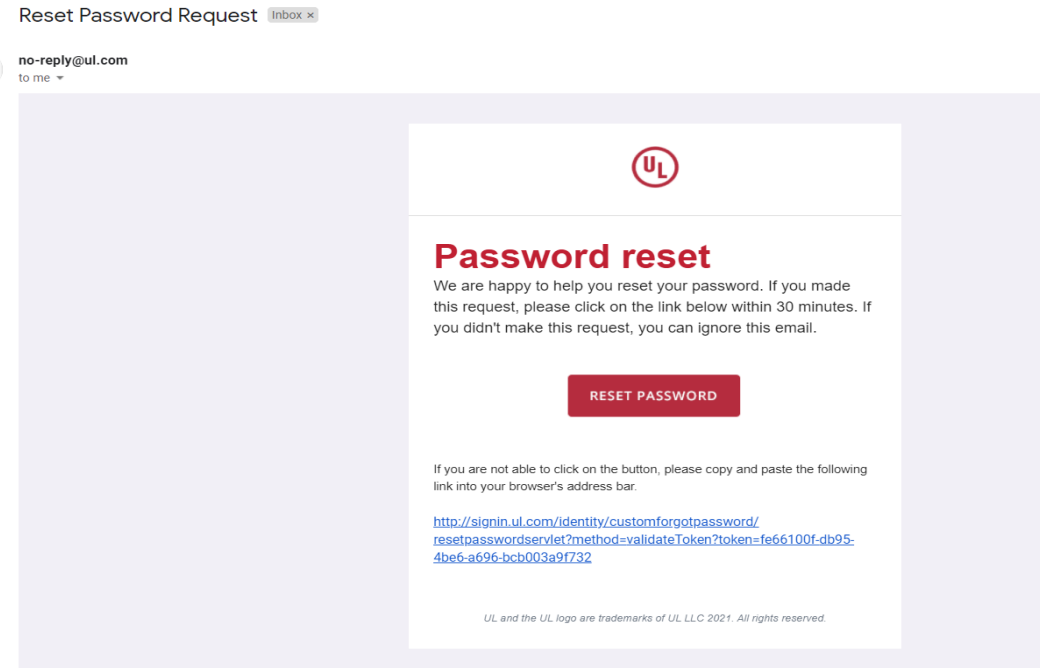
6. An email will be sent to you with the instruction to reset password



7. Check your email inbox for an email from no-reply@ul.com



8. Open the email and click on Reset Password



Reset Password Process:-

9. A new web page will launch with to enter new password for your UL Account.

The image shows a two-step process for resetting a UL Account password. The first step is a form where the user enters a new password and confirms it. The second step is a confirmation message stating that the password has been successfully reset.

UL Account
Reset your account password

New Password

- Passwords must be at least 8 characters in length
- Must have at least one (1) numeric character (1,2,3...)
- Must have at least one (1) uppercase character (A,B,C...)
- Must have at least one (1) lowercase character (a,b,c...)
- Must have at least one (1) special character (@,#,\$...)
- Do not use your first or last name
- You cannot reuse any of your last five (5) passwords

Confirm your new password

Reset my password

UL Account
Your password has been successfully reset. You may close the window and log in using your new password.

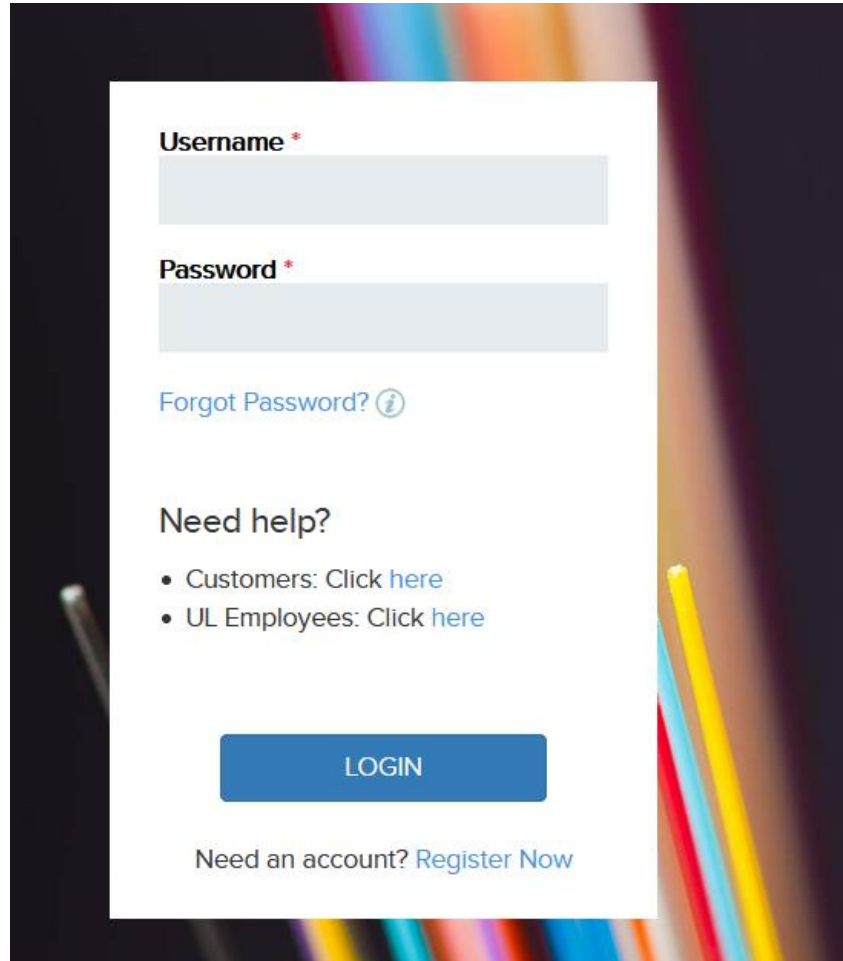
[Terms of Use](#) [Privacy & Cookies](#)
UL and the UL logo are trademarks of UL LLC ©2021. All rights reserved.

Annotations:
- "Enter a new password here" points to the New Password field.
- "Please follow these guidelines to set your new password" points to the password requirements list.
- "Re-Enter the new password here" points to the Confirm your new password field.
- "Click here to submit your new password request" points to the Reset my password button.
- A red arrow points from the Reset my password button to the success message.

10. Re-launch application URL <https://fireandsecurityservices.ul.com/>

11. Enter your registered email address and the new password

12. Click LOGIN



Username *

Password *

[Forgot Password?](#) ⓘ

Need help?

- Customers: Click [here](#)
- UL Employees: Click [here](#)

LOGIN

Need an account? [Register Now](#)